







## Ideas for acorns- London Zoo. Weeks beg: 20<sup>th</sup> April and 27<sup>th</sup> April

Please pick and choose as many of the following as you would like. If you would like to show me what you are up to at home, please either upload photos to tapestry or send via email. I look forward to hearing from you all.

<p>Communication and language <u>Speaking</u></p> <p><b>I build up vocabulary that reflects the breadth of my experiences.</b></p>	<p>Physical development <u>Moving and handling</u></p> <p><b>I can hold a pencil between thumb and two fingers, no longer using whole-hand grasp.</b> (Funky fingers activities help to develop finger strength leading to a good pencil grip)</p>	<p>Literacy <u>Reading</u></p> <p><b>I describe main story settings, events and principal characters.</b></p>	<p>Literacy <u>Writing</u></p> <p><b>I sometimes give meaning to marks as I draw and paint</b></p>	<p>Maths <u>Number</u></p> <p>I show an interest in representing numbers.</p>
<p>I Spy- on the twinkl website there is a sheet of zoo animals.</p> <p><b>I Spy Zoo Animals</b> <small>Circle the zoo animals and record how many you find in each box.</small></p> 	<p>Funky fingers-</p> <ol style="list-style-type: none"> <li>1. Colander threading- using a household colander what can you put/ thread through the holes. You could use spaghetti, shoe laces, pipe cleaners, needle and wool, ribbon.</li> <li>2. Throw a dice crayon, felt tip, finger paint</li> </ol>	<p>After reading/ watching Dear Zoo can remember some of the animals and their descriptions. Make up some animals of your own thinking about the repeat in the story each time you think of one e.g" They sent me a tarantula</p>	<p>If its sunny go outside and paint with water on the patio, path etc</p> <p>Have a go at writing your name in the sand, flour, rice</p> <p>Draw your favourite zoo animal and add</p>	 <p>Feeding the animals- set out some of your animals and get a bowl of pasta (whatever you have available) Get your grown up to put a number next to each animal (1-10 or</p>

<p>Play I spy using a feature of the animal or the initial sound.</p> <p>Read/ watch Dear Zoo- link below</p> <p>Make a conversation station by writing down each animal name or pic from the book. Put them in a box. Can you pull out an animal and tell your grown up about it?</p>	<p>the spots from each throw.</p> <ol style="list-style-type: none"> <li>3. Wrap a stick- find a nice stick wrap around any ribbon, thread, wool etc that you have. (This is tricky!)</li> <li>4. Rolling playdough sausages, roll spheres with hands and fingers.</li> <li>5. Finger writing in sand, rice, flour.</li> <li>6. Cutting bin. Fill a tub with anything that can be cut. Different textures are good. Remember keep your thumb on top when using your scissors.</li> </ol> 	<p>he was too hairy so I sent him back."</p> <p>Release the animals by finding their initial sound if you recognise the sound find it, if not just say it.</p> <p>Put some animals in containers. Match the first sound of their name using magnetic letters, written letter cards etc</p>	<p>it's name (however they decide)</p> <p>Spread out some tinfoil- use marker pens, paint and mark make on the foil.</p>	<p>more if known) That's how much they need to eat. Count out the food to match.</p>  <p>Giraffe necks- get your grown up to draw a giraffe body and head. How long can you make it's neck? You can use any blocks or bricks you have.</p>
--	--	--	--	---

<p>Maths <u>Shape space and measure</u> I show interest in shapes in the environment. I use shapes appropriately for tasks.</p>	<p>Expressive arts <u>Exploring and using materials</u> I am beginning to construct, stacking blocks vertically and horizontally, making enclosures and creating spaces.</p>	<p>Understanding the world <u>The world</u> I have observed things such as plants, animals, natural and found objects.</p>	<p>Understanding the world <u>Technology</u> I know that information can be retrieved from computers</p>	<p>Physical development <u>Moving and handling</u> I move freely and with pleasure and confidence in a range of ways, such as slithering, shuffling, rolling, crawling, walking, running, jumping, skipping, sliding and hopping.</p>
<p>(Activities to build confidence in shape recognition)</p> <p>Collect sticks if you can- make shape enclosures for the zoo animals.</p> 	 <p>Draw around your hand and arm then decorate to make these lovely giraffes.</p>	<p>Collect as many plastic animals that you can or use pictures of animals. Can you sort them into two/three groups- ones that live in the zoo, ones that live on a farm or ones that live in a house.</p> <p>If you have any seeds to plant make a photo diary of them growing. What do they need? Your grown up can write</p>	<p>Have a look at the animals at London Zoo using the website and webcam feeds.</p> <p>If you have Disney + watch some of the animal programs</p>	<p>Run, jump, climb, swing, play football- all the things you usually do :O)</p>

Make shape animals

Shape printing- use blocks, potatoes, bricks etc



Shape match the silhouettes

Draw around shape shadows

What shapes can you find in your house?



Can you make your own zoo from your construction toys?

Build an animal out of whatever medium you choose.



Make some binoculars to animal spot with.

down all the things you notice.

If you go on a walk see what treasure you can find. If you can't collect it take a photograph

Cook and bake- how do ingredients change?

## Phonics Phase 1 and 2

1. Wash the sound- chalk s a t p on the pavement, shout out a sound then wash it away with a paintbrush and water.
2. Target sounds- make a sound target can be letters or animals that make sounds. Make the noise/ sound and shoot with a nerf gun, water pistol, spray bottle, swat with a fly swat etc
3. Sing! Nursery rhymes, pop songs- if you have a drum, tambourine etc try and follow the beat.
4. Rhyme time- start with a word dog, cat etc how many rhymes can you think of?
5. Watch alphablocks- first set s a t n i m p d
6. Go for a listening walk- get your grown up to write down what you can hear.
7. Can you copy a sound? Use either instruments or claps, stamping etc. adult does the first sequence child tries to copy. Switch it - child makes the pattern adult copies.
8. Make up rhyming names for some of your toys eg fizzy whizzy lizzy

Helpful websites:

<https://www.youtube.com/watch?v=rudDGRQ9QGA&t=74s> dear zoo

<https://www.zsl.org/zsl-london-zoo>

<https://www.zsl.org/london-zoo-webcam>

<https://www.oxfordowl.co.uk/>

<https://app.gonoodle.com/>

<https://www.storybots.com/>

<https://www.teachyourmonstertoread.com/>

vooks.com